

## INVESTMENT OBJECTIVE

The primary investment objective of the portfolio is to provide a moderate level of capital growth over the medium term, with low levels of volatility. This is a hedge fund portfolio that will invest in a range of hedge funds with various strategies and exposures. The maximum exposure to any single fund will be 25%, to ensure compliance with the criteria for including hedge funds in a Regulation 28 portfolio.

## PORTFOLIO INFORMATION

Portfolio manager: Investment Committee  
 Launch date: 11 October 2022  
 Reference Category: SA Multi-Asset Low Equity  
 Regulation 28: This portfolio is not managed in accordance with Regulation 28  
 Effective Annual Cost (EAC): Refer to Linked Investment Service Provider

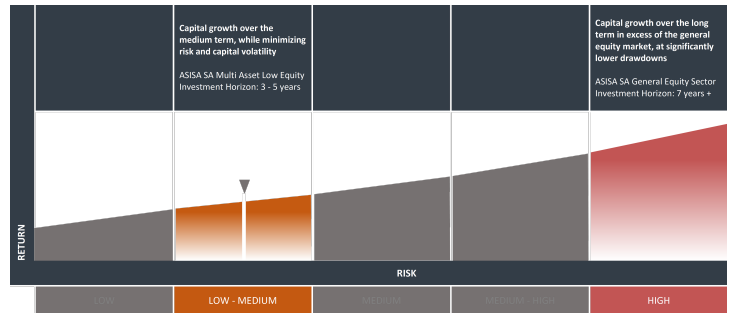
The Total Expense Ratio (TER) of the underlying funds, administration, and portfolio management fee may differ from platform to platform and can be obtained from the particular LISP's quote. A Schedule of fees, charges and maximum commissions are available on request.

The Naviga Multi-Strategy HF Portfolio does not have a comparable positioning or asset allocation benchmark. It does not follow the guidelines of, or contribute towards the return of, the ASISA South African Multi Asset Low Equity category. The ASISA South African Multi Asset Low Equity category is purely used as a reference category.

## INVESTMENT COMMITTEE

Dawie Roodt  
 Diaan Janse van Rensburg  
 Pierre de Klerk  
 Mitsie van der Westhuizen  
 Eben Louw

## RISK PROFILE



## LOW - MEDIUM

- Low-medium risk portfolios generally have lower levels of equity exposure, resulting in lower volatility compared to portfolios with higher equity exposure.
- Lower exposure to equity and other growth assets also lowers the probability of capital loss (permanent or temporary) compared to higher risk portfolios.
- However, the potential long-term investment returns from lower risk portfolios are expected to be lower than higher risk portfolios.

## ROLLING 1 YEAR RETURN - (ASISA) South African MA Low Equity

Time Period: 2000/07/01 to 2026/03/31

Currency: Rand

Maximum 12 Month Return	23,36%
Minimum 12 Month Return	-3,10%

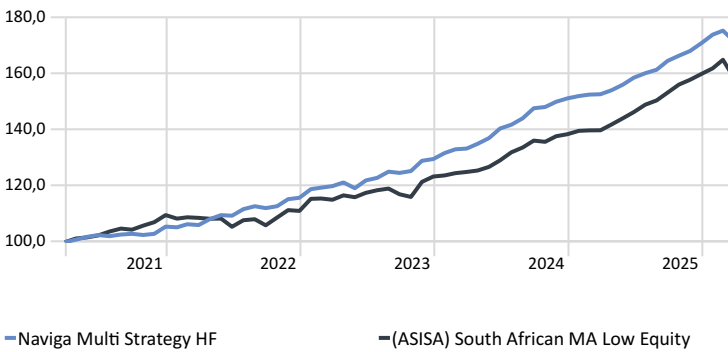
## TOP 10 HOLDINGS

36ONE Prescient Retail Hedge CL 1	20,00
Amplify SCI Absolute Income Ret Hdg FdA1	20,00
Amplify SCI Diversified Income RHF A1	20,00
Peregrine Capital Pure Hedge RHF - A	20,00
Amplify SCI Income Plus Retail Hdg Fd A1	10,00
Peregrine Capital High Growth RHF - A	10,00

## INVESTMENT GROWTH

Time Period: 2021/04/01 to 2026/03/31

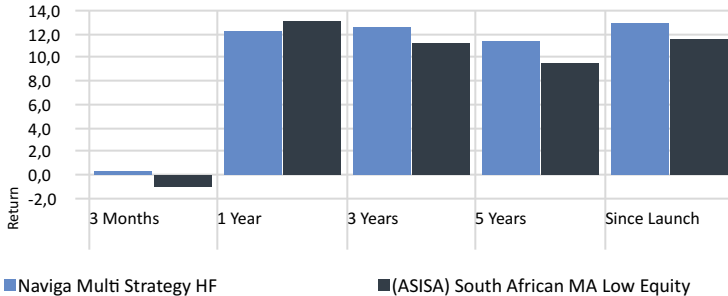
Currency: Rand



\*All performance data before 2022/10/11 is based on backtested results, using actual holdings and performance figures of the underlying managers net of fees.

## RETURNS

Currency: Rand



## TRAILING RETURNS

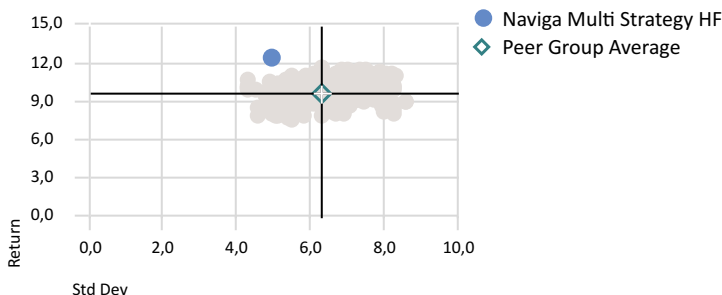
Currency: Rand

	3 Months	1 year	3 years	5 Years	Since Launch
Naviga Multi Strategy HF	0,35	12,31	12,67	11,42	13,06
(ASISA) South African MA Low Equity	-1,03	13,19	11,22	9,64	11,63

## RISK-REWARD

Time Period: Since Common Inception (2020/03/01) to 2026/03/31

Peer Group (5-95%): Funds - ASISA Sector (South Africa) - (ASISA) South African MA Low Equity Currency: Rand



Source: Morningstar Direct

# NAVIGA MULTI-STRATEGY HF PORTFOLIO

MODEL PORTFOLIO INFORMATION DOCUMENT

DATE 2026/03/31


## RETURN/RISK ANALYSIS

Time Period: 2021/04/01 to 2026/03/31

Currency: Rand

Best Month	2,92%
Best Month End Date	2023/11/30
Worst Month	-2,21%
Worst Month End Date	2026/03/31
Sharpe Ratio	1,37

## ASSET ALLOCATION



## MONTHLY RETURNS

Currency: Rand

	Jan	Feb	Mar	Apr	May	Jun	Jul	Aug	Sep	Oct	Nov	Dec	Year
2026	1,79	0,81	-2,21										0,35
2025	0,55	0,33	0,09	0,93	1,30	1,60	1,00	0,78	1,96	1,12	1,00	1,67	13,02
2024	1,65	1,01	0,21	1,28	1,51	2,49	0,97	1,62	2,47	0,31	1,26	0,81	16,70
2023	2,65	0,45	0,46	1,09	-1,69	2,32	0,75	1,80	-0,36	0,54	2,92	0,49	11,95
2022	-0,23	1,03	-0,27	1,96	1,34	-0,19	2,14	0,94	-0,60	0,62	2,22	0,44	9,76
2021	1,99	2,12	1,03	0,92	0,99	0,62	-0,37	0,55	0,26	-0,40	0,41	2,50	11,08

## HEDGE FUND SPECIFIC DISCLOSURE

While CIS in hedge funds differ from CIS in securities (long-only portfolios), the two may appear similar, as both are structured in the same way and are subject to the same regulatory requirements. The ability of a portfolio to repurchase is dependent upon the liquidity of the securities and cash of the portfolio. A manager may, in exceptional circumstances, suspend repurchases for a period, subject to regulatory approval, to await liquidity. The manager must keep the investors informed about these circumstances. The underlying fund managers may use leverage. Leverage is the use of various financial instruments or borrowed capital, such as margin, to increase the potential return of an investment. Leverage includes the use of derivatives. Derivatives derive their value from the value of an underlying asset. The use of leverage within the fund involves risk because, depending on how the leverage is structured, the fund's losses or gains may be unlimited. Other risks include counterparty risk and liquidity risk. The fund may take significant exposures in individual positions, which may create concentration risk. Counterparty risk is the risk that the other party to a transaction may not be able to perform its obligations. Liquidity risk means that, during volatile periods, the tradability of certain instruments may be impeded.

## PERFORMANCE FEE DISCLOSURE

The underlying hedge funds have performance fees charged to the funds. Performance fees are payable on positive performance using participation rates of between 15% to 20%. A high water mark (HWM) is applied by all the underlying managers, which ensures that performance fees will only be charged on new performance. Furthermore, hurdle rates and caps are implemented in most cases. A schedule of underlying fund performance fees, hurdles, and caps are available on request.

## DISCLAIMER

Managed by: Naviga Solutions. Authorised Financial Service Provider, FSP Number 381.

The fund allocation (above) indicates the model portfolio fund holdings, which are quantitatively and qualitatively assessed on a quarterly basis by the independent investment committee. Where any of the above funds are not available on any particular Linked Investment Service Provider (LISP) platform, an appropriately comparable replacement fund is selected by the investment committee. Due to the possible fund composition variations resulting from such comparable replacements, the actual overall asset allocation, fees and returns may differ across platforms. Periodic portfolio rebalancing is initiated by the investment committee to realign strategic allocations whilst taking specific account of the intended risk and return profiles of the portfolios as well as capital gains tax and cost effects. Past performance is not indicative of future performance. The capital or the return of a portfolio is not guaranteed. A wrap fund is a portfolio consisting of a number of underlying investments wrapped into a single product. Wrap funds are not legal CIS funds of funds as the wrap fund itself is not a collective investment portfolio, but is simply a collection of separate collective investment portfolios and money market accounts. With a wrap fund the investor has direct ownership of the underlying investments. Wrap funds are not regulated by the Collective Investment Schemes Control Act and do not have a separate legal status. They are regulated by the same legislation that applies to Linked Investment Services Providers (LISPs), namely the Stock Exchanges Control Act and the Financial Markets Control Act. Investors should take note that any changes made within a wrap fund can trigger capital gains tax.

This document should not be seen as an offer to purchase any specific product and is not to be construed as advice or guidance in any form whatsoever. Investors are encouraged to obtain independent professional investment and taxation advice before investing in the model portfolios.

The portfolio's performance numbers are based on a master portfolio tracked in the Morningstar Direct system. These performance numbers are net of all underlying managers TER's, but gross of the model portfolio management, LISP and advice fees. The Effective Annual Cost (EAC) can be obtained from the specific Linked Investment Service Provider (LISP).