

NAVIGA

NAVIGA MODERATE PORTFOLIO

MODEL PORTFOLIO INFORMATION DOCUMENT

DATE

2021/08/31

FUND INFORMATION

Portfolio manager: Investment Committee
 Launch date: 1 February 2018
 Benchmark: SA Multi-Asset High Equity
 ASISA Category: SA Multi-Asset High Equity
 Regulation 28: This portfolio is managed in accordance with Regulation 28
 Effective Annual Cost (EAC): Refer to Discovery Invest

A Schedule of fees, charges and maximum commissions can be obtained from Discovery Invest.

All returns before 1 February 2018 are backtested returns.

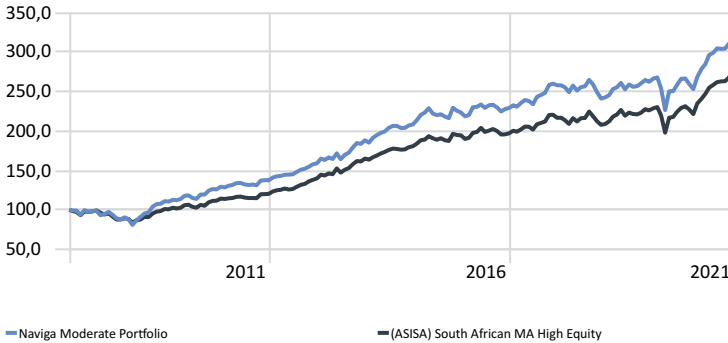
INVESTMENT COMMITTEE

Dawie Roodt
 Diaan Janse van Rensburg
 Pierre de Klerk
 Mitsie van der Westhuizen

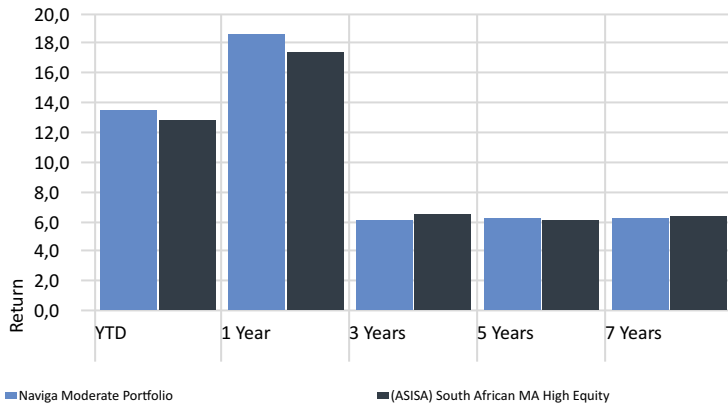
INVESTMENT OBJECTIVE

The primary investment objective of the portfolio is to provide the investor with capital growth over the long-term with moderate levels of volatility. This is a high equity portfolio with a maximum of 75% in equities and is structured to remain within the prudential guidelines (Regulation 28). The portfolio targets returns in excess of the ASISA South African Multi Asset High Equity category over a rolling 24 month period. This portfolio is only available at Discovery Invest.

INVESTMENT GROWTH



RETURNS



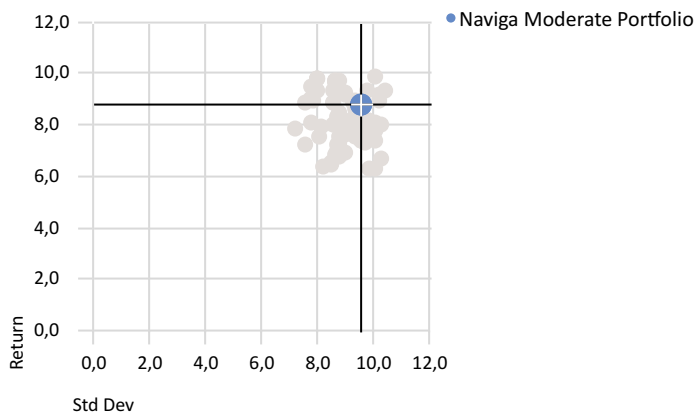
TRAILING RETURNS

	6 months	1 year	3 years	5 years	7 Years
Naviga Moderate Portfolio	6,64	18,60	6,08	6,27	6,27
(ASISA) South African MA High Equity	6,52	17,33	6,51	6,04	6,29

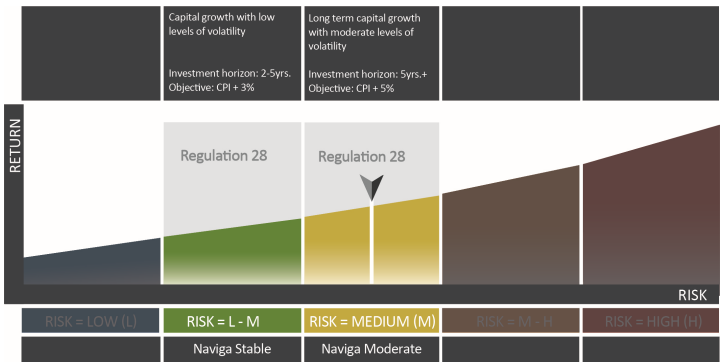
RISK-REWARD

Time Period: Since Common Inception (2007/12/01) to 2021/08/31

Calculation Benchmark: (ASISA) South African MA High Equity



Source: Morningstar Direct



RISK PROFILE

Medium | Medium - High

- These portfolios generally hold more equity exposure than low risk portfolios but less than high risk portfolios.
- In turn the expected volatility is higher than low risk portfolios, but less than high risk portfolios.
- The probability of losses are higher than that of the low risk portfolios, but less than high risk portfolios.
- Expected potential long term investment returns could therefore be lower than high risk portfolios due to lower equity exposure, but higher than low risk portfolios.

ROLLING 1 YEAR RETURN: SA Multi-Asset High Equity

Min 1 Year: -14.70%
 Max 1 Year: 39.50%

Source: Morningstar (01/07/2000 - Last Month End)

TOP HOLDINGS

Discovery Balanced	38,00
Discovery Equity	32,00
Discovery Diversified Income	20,00
Discovery Flexible Property	5,00
Discovery Global Equity FF	5,00

NAVIGA MODERATE PORTFOLIO

MODEL PORTFOLIO INFORMATION DOCUMENT

NAVIGA

DATE 2021/08/31

RETURN/RISK ANALYSIS

Time Period: 2016/09/01 to 2021/08/31

Best Month	10,51%
Best Month End Date	2020/04/30
Worst Month	-10,85%
Worst Month End Date	2020/03/31
Sharpe Ratio	0,09

MORNINGSTAR STYLE BOX

Portfolio Date: 2021/08/31

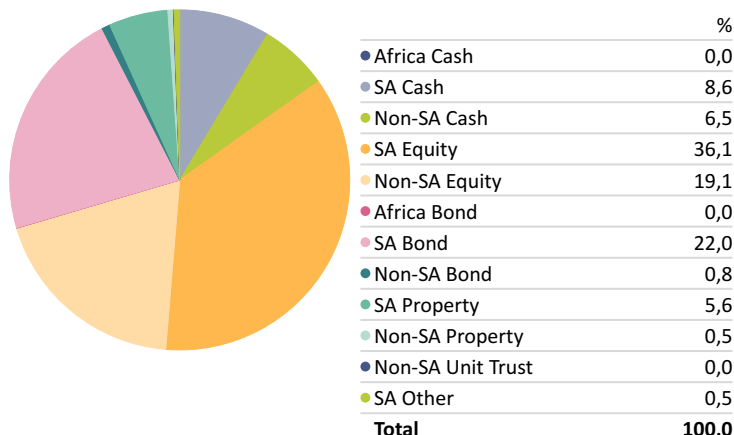
	Value	Blend	Growth
Large	11,8	13,9	22,0
Mid	16,1	16,4	4,8
Small	11,0	2,3	1,7

Market Cap	%
Market Cap Giant %	27,2
Market Cap Large %	20,6
Market Cap Mid %	37,2
Market Cap Small %	12,5
Market Cap Micro %	2,5

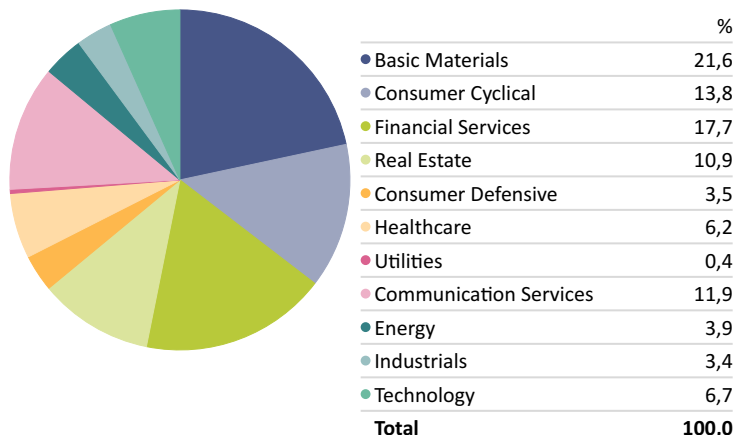
MONTHLY RETURNS

	Jan	Feb	Mar	Apr	May	Jun	Jul	Aug	Sep	Oct	Nov	Dec	Year
2021	2,34	4,02	0,93	1,91	-0,23	0,11	2,24	1,53					13,52
2020	0,65	-5,21	-10,85	10,51	0,11	3,24	2,95	0,07	-2,61	-2,47	6,03	3,74	4,56
2019	1,16	3,15	0,91	2,16	-3,12	2,42	-1,14	0,32	1,39	1,64	-0,87	1,49	9,75
2018	-0,10	-0,93	-2,41	3,33	-2,44	1,70	0,42	3,18	-2,22	-3,84	-3,20	0,67	-5,98
2017	1,48	-0,77	2,02	1,63	-0,58	-1,66	4,01	0,99	1,05	4,13	0,52	-0,72	12,60
2016	-2,18	0,68	4,56	0,22	1,28	-1,87	1,50	0,26	-1,47	-2,20	1,33	0,64	2,56

ASSET ALLOCATION



EQUITY SECTORS



DISCLAIMER

Managed by: Naviga Solutions. Authorised Financial Service Provider, FSP Number 381.

The fund allocation (above) indicates the model portfolio fund holdings, which are quantitatively and qualitatively assessed on a quarterly basis by the independent investment committee. Where any of the above funds are not available on any particular Linked Investment Service Provider (LISP) platform, an appropriately comparable replacement fund is selected by the investment committee. Due to the possible fund composition variations resulting from such comparable replacements, the actual overall asset allocation, fees and returns may differ across platforms. Periodic portfolio rebalancing is initiated by the investment committee to realign strategic allocations whilst taking specific account of the intended risk and return profiles of the portfolios as well as capital gains tax and cost effects. Past performance is not indicative of future performance. The capital or the return of a portfolio is not guaranteed. A wrap fund is a portfolio consisting of a number of underlying investments wrapped into a single product. Wrap funds are not legal CIS funds of funds as the wrap fund itself is not a collective investment portfolio, but is simply a collection of separate collective investment portfolios and money market accounts. With a wrap fund the investor has direct ownership of the underlying investments. Wrap funds are not regulated by the Collective Investment Schemes Control Act and do not have a separate legal status. They are regulated by the same legislation that applies to Linked Investment Services Providers (LISPs), namely the Stock Exchanges Control Act and the Financial Markets Control Act. Investors should take note that any changes made within a wrap fund can trigger capital gains tax.

This document should not be seen as an offer to purchase any specific product and is not to be construed as advice or guidance in any form whatsoever. Investors are encouraged to obtain independent professional investment and taxation advice before investing in the model portfolios.

The portfolio's performance numbers are based on a master portfolio tracked in the Morningstar Direct system. These performance numbers are net of all underlying managers TER's, but gross of the model portfolio management, LISP and advice fees. The Effective Annual Cost (EAC) can be obtained from the specific Linked Investment Service Provider (LISP).